



- Artist and Creative Tutor
- 20 years Art & Design Teaching Experience
- Workshop Facilitator & Trainer
- Community Driven esp. with Intergenerational work

The VE intergenerational challenge is the sixth project from Creation Generation. Its slightly different this week. As with all the challenges, you can scroll through the slides at your leisure and print off templates or the whole presentation if you want to! BUT there are no levels this week. The Creation Generation artists range from age 2 to 70+ .All abilities welcome but we all do the same. This project is in collaboration with Yeovil Town Council.

All I ask if that you enjoy yourself and you share with me what you create by emailing me and/or posting pictures on my FB page: Natasha Rand Creation Generation (like or follow me if you haven't done so already). It is my intention to collate, collage and create large scale pieces of the art we have created, as a community. Who knows we may even exhibit what we make when this surreal and unsettling time of COVID 19 has passed! Let's begin..... Let's Create....Let's Make Art Together!

Visit www.creation-generation.org – online gallery available soon. Past challenges available.

PS Can I ask that you send back the GDPR form I have mailed you or send written email consent giving me permission to share your photos and send you info. Thanks.



75th VE Day Celebrations

Art Challenge 6





Next week's challenge is VERY special VE 75th Anniversary celebrations



This is a fabulous project with had been planned as an Intergenerational Project with several local care & community settings and schools. Due to Convid 19 it had to be cancelled. I would love to see you all help to keep the idea alive. It is such a special event and should be remembered. Do it for Captain Tom and this generation. I would love to see ALL AGES involved.

Please help to keep the project going but in this virtual way. Thanks Natasha x



On the 8th May 1945 the Nazis surrendered and victory in Europe was declared. Sadly millions had died, but the millions who had been saved were able to celebrate the end of a six year world war and the VE Day parties went on for quite some time!



8th May 2020
75 years on Yeovil town
were preparing to remember
this wonderful historical occasion....
and celebrate in style.

This challenge was to be INTERGENERATIONAL Project with 8 schools and 8 care-homes had been partnered together and were working on the decorations for the Yeovil town event. South Petherton Arts Society and Martock Parish Council were also involved. There work was to hang in the Yeovil town library and line the streets in the 1st week of May. Of course this had to be cancelled.

2 school sessions at Huish Primary and St. Margaret's Primary did take part but sadly never got to work with their care home residents.

Young and old creating bunting together for the 8th May 2020 celebrations. Sadly this sessions are unable to happen after months of planning due to Convid 19.






<https://www.bbc.co.uk/cbbc/watch/horrible-histories-songs-ve-day-song?collection=horrible-histories-songs>

Click link to watch the wonderful Horrible Histories VE episode



Who is this man?
Winston Churchill:
Prime Minister in 1945





Who is this man?
King George VI
Head of State in 1945
(Our current Queen's Dad)



BOROUGH OF YEOVIL.
CELEBRATIONS
on the CESSATION of
Hostilities with Germany

The following Programme of Events has been arranged by the Yeovil Corporation.

VE-DAY

- At 11 a.m. the Corporation of Hostilities in Europe, His Worship the Mayor of the Borough will officiate the Events for the following Day.
- At 7.30 p.m. there will be Dancing and Community Singing in the Borough; Dance Music will be played by Bill Kelly and his Dance Orchestra.

THE DAY FOLLOWING VE-DAY

- At 11 a.m. there will be a Parade of Detachments from Local Units of the ROYAL NAVY, ARMY, ROYAL AIR FORCE & CIVIL DEFENCE SERVICES, together with DETACHMENTS OF THE U.S. ARMY, which will form up in Sherborne Road.
- The Procession will proceed through the Town to attend a THANKSGIVING SERVICE, at the Huish Football Field.
- The Route of the Procession will be:
Sherborne Road, Middle St., High St., Westminster St., Huish.
- The Public are invited to attend the Service which commences at 11 a.m. and will be conducted by the Yeovil Clergy with the assistance of a Chaplain of the U.S. Forces. The Service will be of half-an-hour's duration.
- At 2.30 p.m. there will be a PARADE OF THE YOUTH ORGANISATIONS of the Town, who will form up in the Car Park, South St. and proceed by the following route to St. John's Churchyard where a THANKSGIVING SERVICE will be held.
- The Route of the Procession will be:
Car Park, King George St., High St., Princes St., Church St.
- The Service, which will commence at 3 p.m., will be conducted by Capt. Mark Proctor, Chaplain of the U.S. Forces, assisted by Yeovil Clergy. The Service will be of half-an-hour's duration.

The following arrangements have been made for the Evening's Entertainments:-

SYDNEY GARDENS

Commencing 7 p.m. Concert by the Westland Male Voice Chior. Band Music.

THE BOROUGH

Commencing 7.30 p.m. Selections by the Salvation Army Band

HUISH FOOTBALL FIELD

Commencing at 8 p.m. Dancing. Dance Music by Bill Kelly and his Dance Orchestra

SUMMERHOUSE HILL

At 10 p.m. a Large Bonfire will be Lighted

The following Special Lighting arrangements have been made:-

Sydney Gardens, Bides Gardens, The Borough, The Triangle and Main Thoroughfares.

FLOOD LIGHTING IN THE BOROUGH AND HUISH FOOTBALL FIELD.

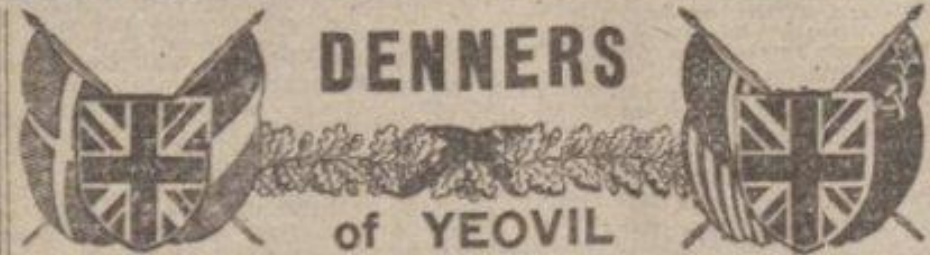
St. John's Church will be floodlit for the occasion. The Town will be suitably decorated as far as lighting decorations will permit.

The Public are invited to attend the services of Thanksgiving and the Events arranged by the Yeovil Corporation.

"God Save the King."

A. STEVENS & CO., PRINTERS, YEOVIL.

CHAC Community Heritage Access Centre; Yeovil's Secret Museum for their guidance and sharing of resources. Visit www.southsomersetheritage.org.uk



GIVE THANKS

TO our fellow men and women everywhere... our sailors, soldiers and airmen; to our nurses and doctors; to our civil defence forces; our police; to those who have toiled by day and by night, our war workers; to our kinsmen from overseas; to our Allies who have fought by our side we say THANK YOU for this glorious

VICTORY

DENNER'S of YEOVIL



Yeovil Town Council

YEOVIL VE DAY

8th & 9th May 1945





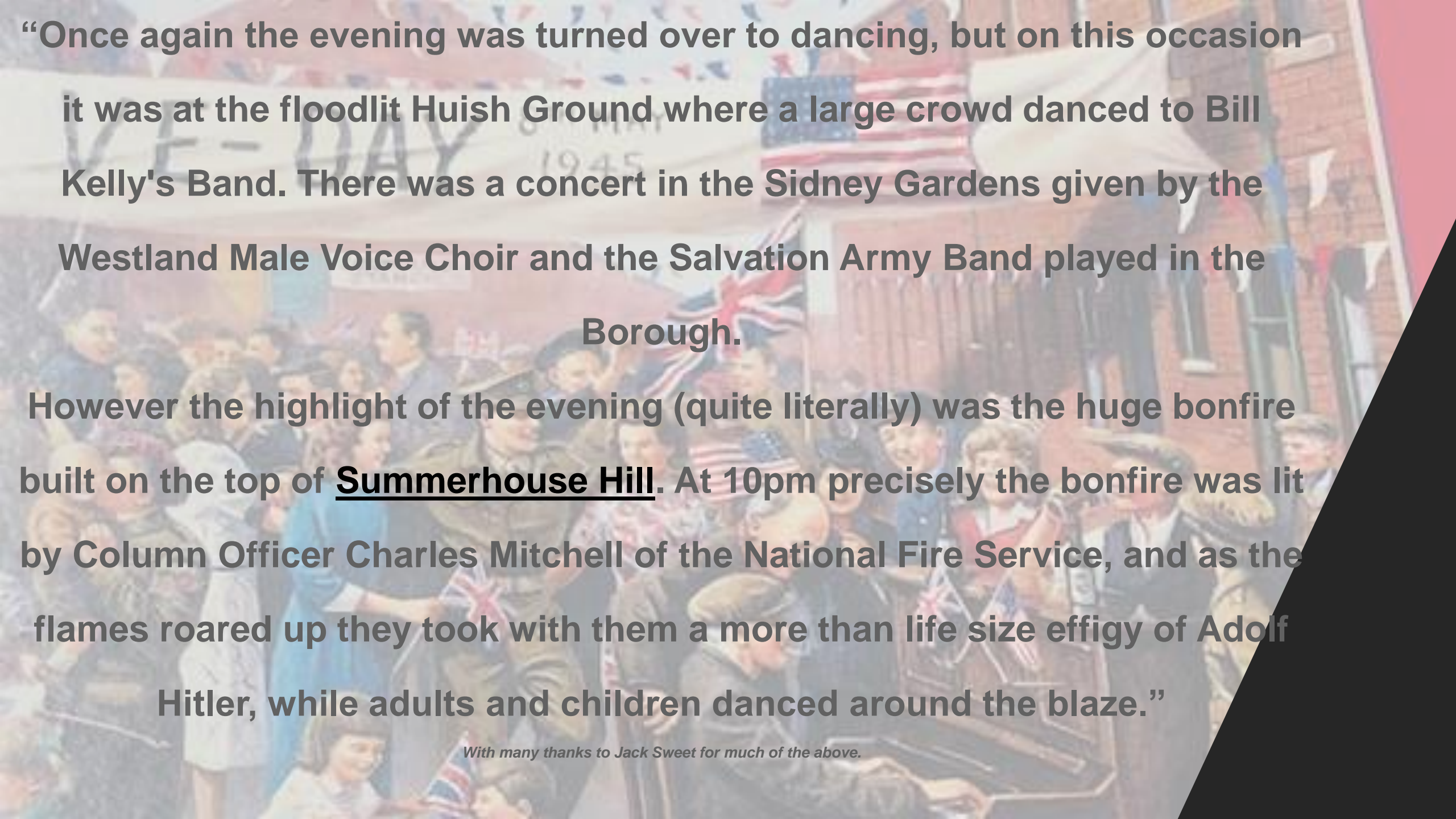
“The Western Gazette reported “The scenes at Yeovil on the night of VE Day were unequalled on any occasion within memory. The mood of the crowd was one of unrestrained jubilation. Hundreds whirled around in fantastic dances, jitterbugging, laughing, singing and shouting. Music was played by Bill Kelly and his Band and relayed through amplifiers on a National Fire Service van.”



“In the centre of town [St John's](#) grey walls that had withstood bombs in 1941, although some of the windows were damaged, were floodlit. Crowds gathered there, seeking the sense of quietude and peace that were to be found only a stone's throw from the joyous shouts and whirling thousands in the Borough. Tired momentarily with dancing and hoarse from shouting, they lay at ease on the floodlit grass.”



Crowds packed St John's churchyard for another Thanksgiving Service during the afternoon of VE Day plus one 9th May 1945.



“Once again the evening was turned over to dancing, but on this occasion it was at the floodlit Huish Ground where a large crowd danced to Bill Kelly's Band. There was a concert in the Sidney Gardens given by the Westland Male Voice Choir and the Salvation Army Band played in the Borough.

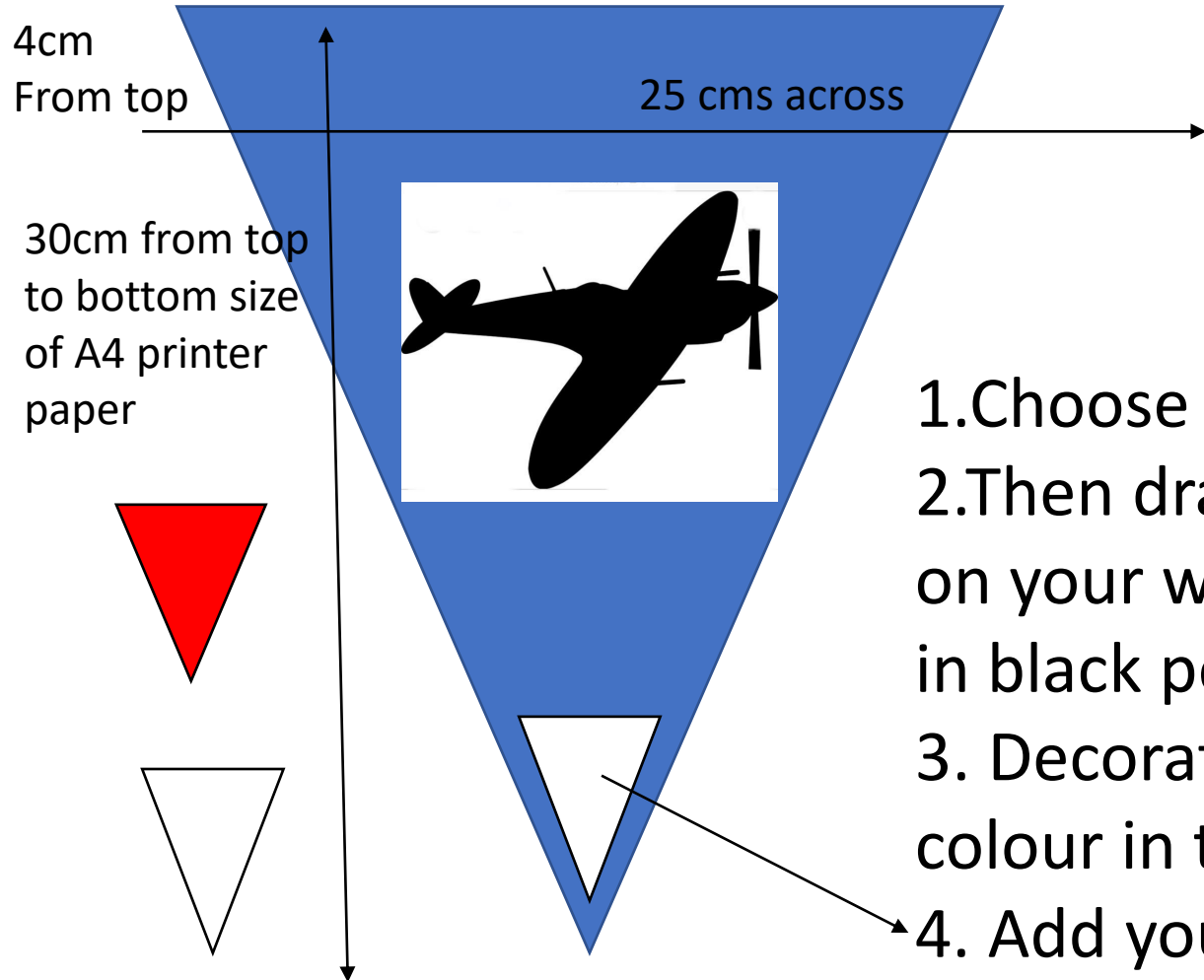
However the highlight of the evening (quite literally) was the huge bonfire built on the top of Summerhouse Hill. At 10pm precisely the bonfire was lit by Column Officer Charles Mitchell of the National Fire Service, and as the flames roared up they took with them a more than life size effigy of Adolf Hitler, while adults and children danced around the blaze.”

With many thanks to Jack Sweet for much of the above.

You will create your triangle piece of bunting – using black outlines and red, white and blue as your colours.



Use a red, white or blue triangle

I'll be posting a video on my FB page and website on how to make your bunting piece




FOLD your piece HERE

1. Choose your design.
2. Then draw around your silhouette template on your white paper, first in pencil and then in black pen.
3. Decorate your design with pattern or colour in to create a black silhouette.
4. Add your "triangle" Name and Age tag
I'd love to see from 9 months 99 years on these tags!



Photos of two school sessions that did take place.



Design Shapes and templates





Paper union jack tape to border your edges looks great. Glue this down neatly.



Use the above pattern to “INSPIRE” your silhouette design patterns.

DO NOT FORGET TO ADD YOUR NAME AND AGE LABEL!!!!



Yeovil Town Council and Yeovil Library would like to share this challenge.

We would like to see photos of your bunting hanging in preparation for 8th May.

Hang your bunting around your home or in weatherproof it and hang it outside your house or in your garden.

ALL AGES ARE WELCOME TO GET INVOLVED

Whatever you make your VE celebrations bunting from or wherever you hang it we'd like you to photograph it and send it to

info@creation-generation.org or share on FB Natasha Rand Creation Generation

Then we will display in the public spaces but virtually.



Thank you for helping us to
celebrate and remember.



Yeovil Town Council



CREATION
GENERATION

Alternative
Visual Arts Education
Inspiring Growth

75th VE Day Celebrations



Next Weeks Challenge “Missing”

Please take a photo of your art either with you holding it or hanging up and displayed in your home.

Then send the picture of your art work to:

Creation Generation as a jpeg as an email attachment to info@creation-generation.com

Or

Post your image on FB page Natasha Rand Creation Generation

Don't forget you can join the on Instagram or visit www.creation-generation.org