

www.creation-generation.org



- Artist and Creative Tutor
- 20 years Art & Design Teaching Experience
- Workshop Facilitator & Trainer
- Community Driven esp. with Intergenerational work

The “Wings” challenge is the fourth project from Creation Generation. This week spring has sprung and I wanted our art to look at ways we could capture its beauty and the hope and life it brings. So here is Art Challenge 4.

As with the rainbow and letter challenge, you can scroll through the slides at your leisure and print off templates or the whole presentation if you want to! The Creation Generation artists range from age 2 to 70+ so I have decided to offer varying levels of challenge to you. **Little Uns (beginners)**, **I'll Give It a Go (intermediate)**, **I've Got This (Confident)** and **Master of my Art (Advanced)**. This is a true Intergenerational Community Project. All abilities welcome. **All I ask if that you enjoy yourself and you share with me what you create** by emailing me and/or posting pictures on my FB page: Natasha Rand Creation Generation (like or follow me if you haven't done so already). It is my intention to collate, collage and create large scale pieces of the art we have created, as a community. Who knows we may even exhibit what we make when this surreal and unsettling time of COVID 19 has passed! Let's begin..... Let's Create....Let's Make Art Together!

PS Can I ask that you send back the GDPR form I have mailed you or send written email consent giving me permission to share your photos and send you info. Thanks.

“Wings Challenge”

CREATION
GENERATION

Alternative
Visual Arts Education
Inspiring Growth



Wings are a symbol of spirituality and possibility of flying.

Wings are the expression of our souls aspiring towards the highest human condition represented in religion and beliefs as angels. In our current time our NHS staff are our angels.

Butterflies – beautiful winged creatures representing the circle of life.

The swallow bird – flying and rising to the sun symbolizes hope.


This challenge draws inspiration from all of the above but mainly from SPRING which at last has sprung!

Creatively, I have drawn from all sorts to write this project. From the hungry caterpillar story book to Damian Hirst's "In and Out of Love", from the ancient technique of origami to Australian artist Ashvin Harrison.

As always, PLEASE send me photos of your art so I can collate the work for our community show on the other side of this. Sharing is part of our project – its as important as the work created. Show off your wings this week!


Enjoy x Natasha

FB page/ Instagram Natasha Rand Creation Generation



My friend Susannah's amazing Facebook group Eco Monkey's posted this lovely butterfly post.

Join in the @BBCSpringwatch #butterfliesAreBack



Wings Angel Wings

WHAT MATERIALS DO YOU NEED?

- Selection of papers – all types – anything you can lay your hands on from wallpaper to toilet paper!
- Paint
- Glue
- Scissors
- Paint brushes, mark making tools, fingers!
- Creative pattern ideas





This idea of drawing wings and people having a photo taken in front of them was popular a few years back. Simple to do on a window with CHALK pens or on the ground with chalk.




My cheeky little helper
– not always an angel!



Psalm 91:4 ⁴ *He will cover you with his feathers, and under his wings you will find refuge*

Little Uns (beginners)

EASY EASY






Damien Hirst's butterflies: distressing but weirdly uplifting.

In and Out of Love was Hirst's first solo exhibition in London. In 1991, in a particularly humid room in Soho, he hung large white canvasses on which were glued butterfly pupae, ready to hatch.

Emerging butterflies flew around the room, feeding on sugar water, rotting fruit and flowers before, with luck, mating and laying eggs for the next cycle of life. It caused a bit of a sensation.

I'LL GIVE IT A GO (INTERMEDIATE)



Who is Eric Carle?

Eric Carle is a writer and illustrator of children's books. His very first book was *Brown Bear, Brown Bear, What do you see?* Although not written by him, it marked the beginning of Carle's career in 1967.

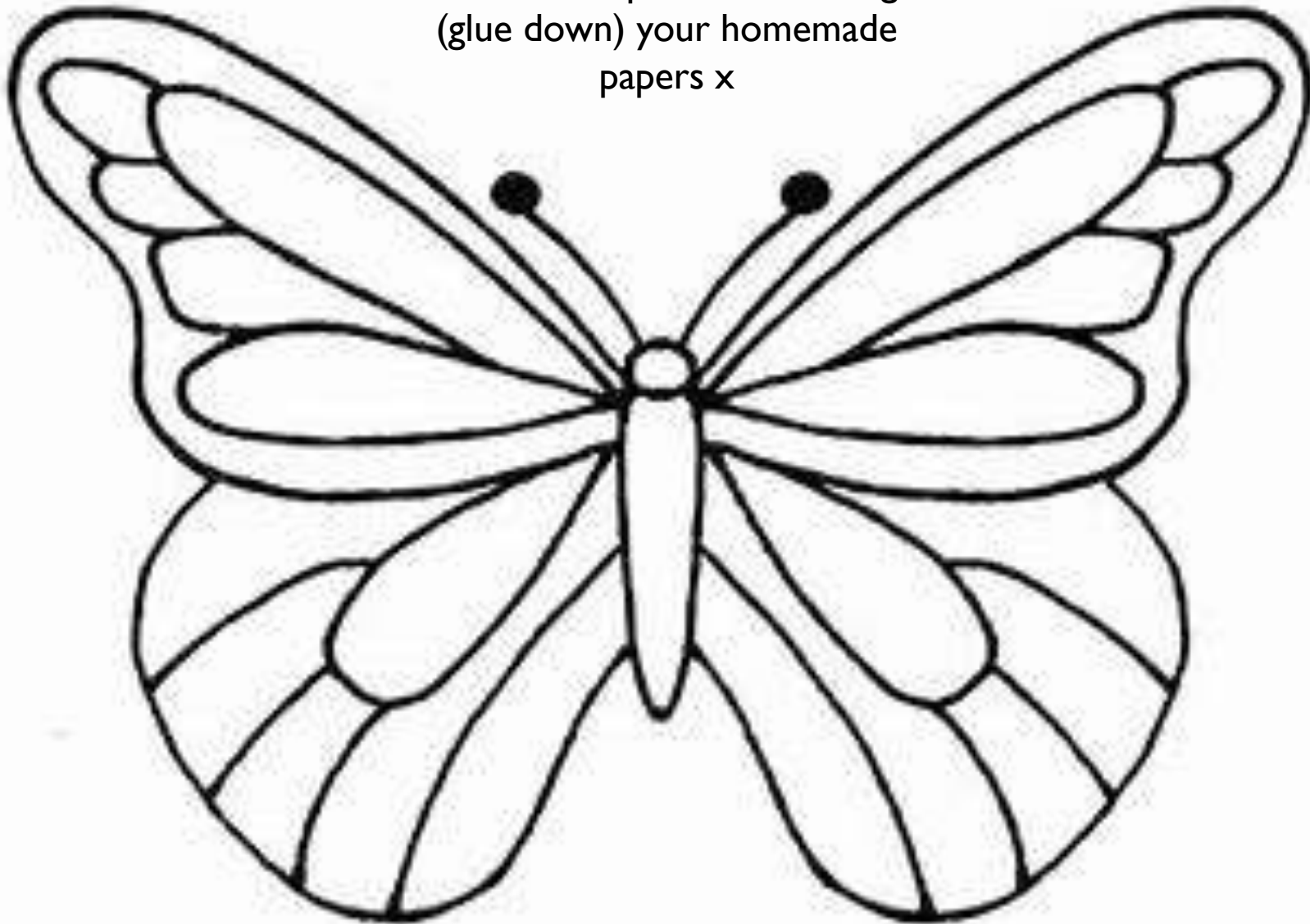
Carle uses the technique of **collage** for his illustrations. Collages are pictures that are created with cut pieces of paper glued together to create a picture. Carle cuts paper into the shapes he wants after he draws a character, like his famous *Very Hungry Caterpillar*.

To make papers to collage like Eric Carle is fun and easy!

You need papers, paint and any objects to scrape and print with.

I've Got This (Confident)

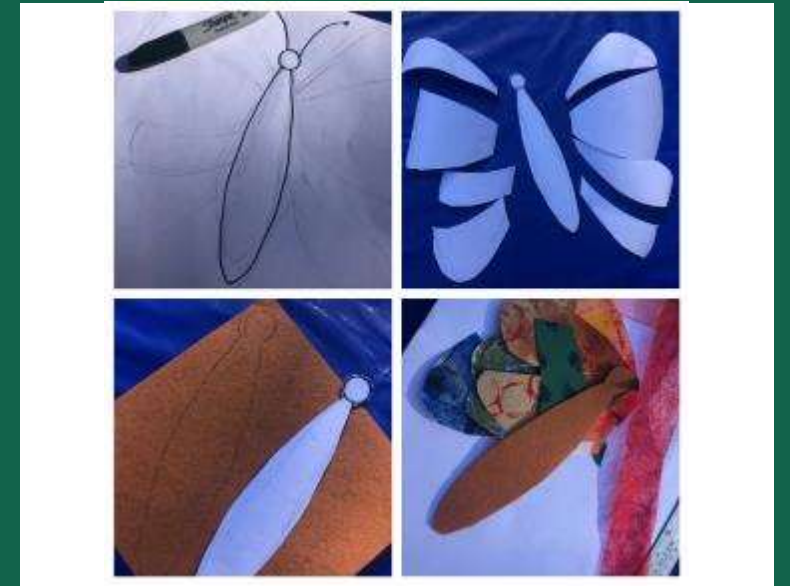
Draw out your butterfly or use
this own template. Then collage
(glue down) your homemade
papers x





From Instagram

Anisa Makhoul on Instagram:
"#butterflies #moths"





Enjoy making your papers. Use all sorts of materials, mixed art media, house hold objects to create prints and your fingers!

Cut out your butterfly and use it as a template to create your collaged butterfly.





The swallow has been a symbol of hope, in Aesop's fables and numerous other historic literature. It symbolizes hope, in part because it is among the first birds to appear at the end of winter and the start of spring.





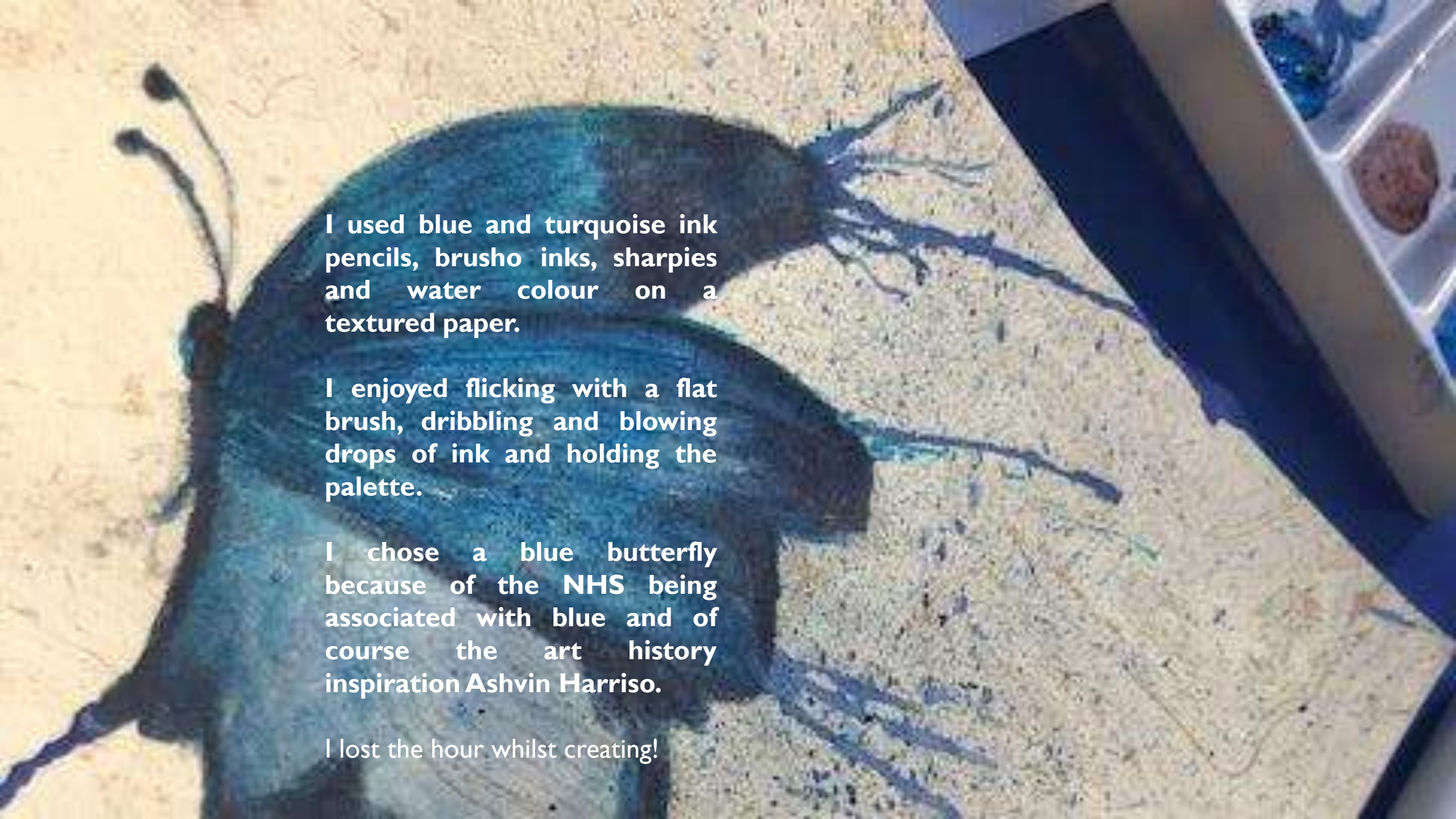


MASTER LEVEL INSPIRATIONAL ARTIST **ASHVIN HARRISON**

Australian artist living in a northern beachside suburb of Brisbane, Queensland, Australia. In 2017, he moved here from Toowoomba (a semi-rural city in Queensland) to start a life as a professional full-time artist. He had been a hobby artist for a few years prior, sketching and drawing in my spare time. As a self-taught artist, he began to create in unique and made up ways—much trial and even more error. He had no idea acrylic paints even existed and therefore started my artistic journey using house paints and charcoal sticks. In 2015 he started selling some art online after suggestions from a few friends. Today, he have created and sold over 600 artworks world-wide and in 2019 sold over 10,000 prints online. His unique art style has been featured in multiple magazine articles, TV shows, new articles and catalogues around the world. His paintings are held in private and corporate collections in 30+ countries and 70+ cities. He continues to explore and examine human condition and purpose in life.



MASTER OF MY ART (ADVANCED).

A close-up photograph of a hand-drawn blue butterfly on a piece of textured, light-colored paper. The butterfly is rendered in various shades of blue and turquoise, with dark blue outlines for its wings and body. The wings have a mottled, textured appearance. In the upper right corner, a portion of a white artist's palette is visible, containing several wells of paint, including blue and brown. The background is a plain, light-colored surface.

I used blue and turquoise ink pencils, brusho inks, sharpies and water colour on a textured paper.

I enjoyed flicking with a flat brush, dribbling and blowing drops of ink and holding the palette.

I chose a blue butterfly because of the NHS being associated with blue and of course the art history inspiration Ashvin Harriso.

I lost the hour whilst creating!



“WINGS CHALLENGE”

CREATION
GENERATION

Please take a photo of your shadow art either with you holding it or hanging up and displayed in your home.

**Then send the picture of your art work to:
Creation Generation as a jpeg as an email attachment to
info@creation-generation.com**

Or

**Post your image on FB page Natasha Rand Creation Generation
Don't forget you can join the on Instagram**

NEXT WEEK'S CHALLENGE

“ALL THE COLOURS OF THE WORLD”



CREATION
GENERATION

Alternative
Visual Arts Education
Inspiring Growth

If you have any questions or queries just get in touch. Take Care. Natasha x